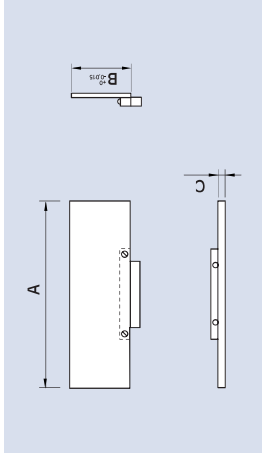


Pair of parallels



Cod.	B mm	A mm	C mm
58 01 35 10	10		
58 01 35 12	12		
58 01 35 15	15		
58 01 35 20	20		
58 01 35 25	25		
58 01 35 28	28	106	3
58 01 35 30	30		
58 01 35 33	33		
58 01 35 35	35		
58 01 35 37	37		

for type

TC 110 x .../MC 125 x ...

for type

TC 150 x .../MC 150 x ...

Cod.	B mm	A mm	C mm
58 03 35 20	20		
58 03 35 25	25		
58 03 35 30	30		
58 03 35 35	35		
58 03 35 40	40	196	4
58 03 35 45	45		
58 03 35 50	50		
58 03 35 55	55		
58 03 35 60	60		
58 03 35 65	65		


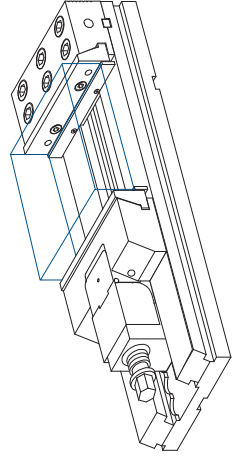
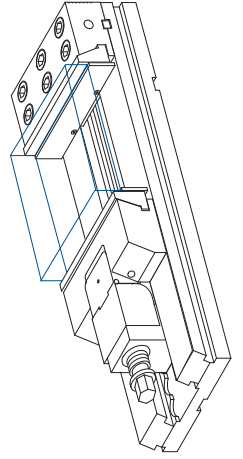
for type

TC 200 x .../MC 200 x ...

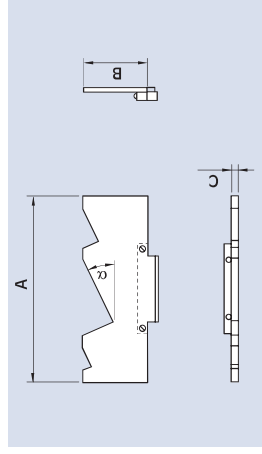
for type

TC 250 x ...

Working examples:



Pair of angular parallels



Cod.	α mm	A mm	B mm	C mm
58 01 36 20	20			
58 01 36 25	25			
58 01 36 30	30	106	40	4
58 01 36 35	35			
58 01 36 40	40			
58 01 36 45	45			
58 02 36 20	20			
58 02 36 25	25			
58 02 36 30	30	146	50	4
58 02 36 35	35			
58 02 36 40	40			
58 02 36 45	45			

for type

TC 110 x .../MC 125 x ...

for type

TC 200 x .../MC 200 x ...

Cod.	α mm	A mm	B mm	C mm
58 03 36 20	20			
58 03 36 25	25			
58 03 36 30	30	196	70	4
58 03 36 35	35			
58 03 36 40	40			
58 03 36 45	45			
58 04 36 20	20			
58 04 36 25	25			
58 04 36 30	30	246	80	4
58 04 36 35	35			
58 04 36 40	40			
58 04 36 45	45			

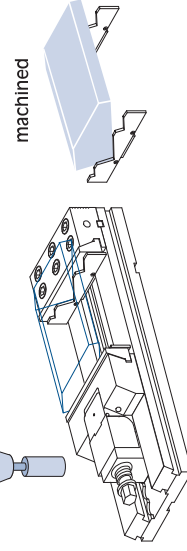
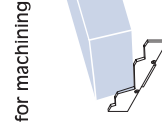
for type

TC 150 x .../MC 150 x ...

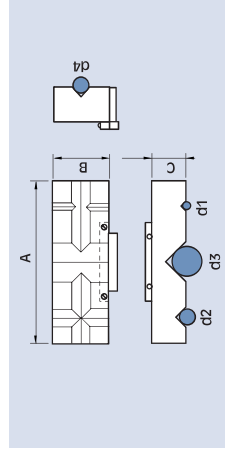

for type

TC 250 x ...

Working examples:



V jaw



Cod.	A mm	B mm	C mm	D1 MIN-mm	D1 MAX-mm	D2 MIN-mm	D2 MAX-mm	D3 MIN-mm	D3 MAX-mm	D4 MIN-mm	D4 MAX-mm
58 01 94 09	106	40	30	3	6.5	6.5	15	15	35	7	16
58 02 94 09	146	50	30	3	6.5	6.5	15	15	35	7	16
58 03 94 09	196	70	50	6	13	13	30	30	70	15	35
58 04 94 09	246	80	50	6	13	13	30	30	70	15	35

for type

TC 110 x .../MC 125 x ...

TC 150 x .../MC 150 x ...

TC 200 x .../MC 200 x ...

TC 250 x ...