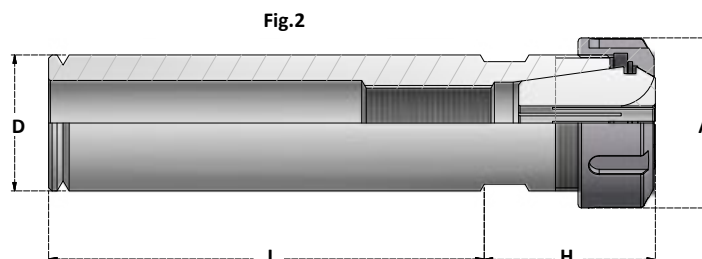
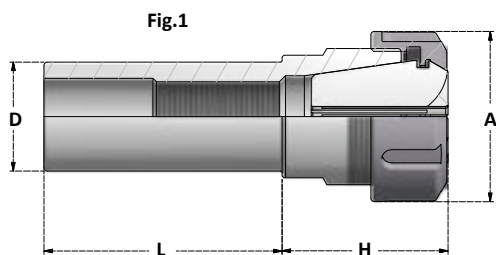
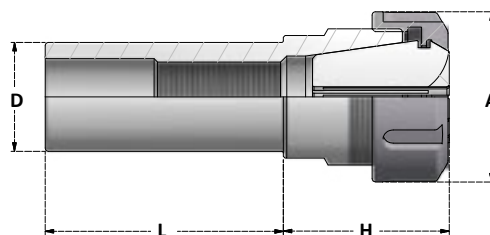


PROLUNGHE CILINDRICHE PORTAPINZA ER CON GHIERA STANDARD
CYLINDRICAL SHANK ER COLLET CHUCKS WITH STANDARD NUT



Articolo	D	A	L	H	Collets Range	Ghiera Nut	FIG
D1"-L2.36-ERC40	25,4	63	59,9	61	3÷30	G40S	1
D1"-L3.93-ERC40	25,4	63	99,8	61	3÷30	G40S	1
D1"-L5.11-ERC40	25,4	63	129,8	61	3÷30	G40S	1
D1-1/4-L2.36-ERC40	31,75	63	59,9	61	3÷30	G40S	1
D1-1/4-L3.93-ERC40	31,75	63	99,8	61	3÷30	G40S	1
D1-1/4-L5.11-ERC40	31,75	63	129,8	61	3÷30	G40S	1
D1-1/2-L2.36-ERC40	38,1	63	59,9	65	3÷30	G40S	1
D1-1/2-L3.93-ERC40	38,1	63	99,8	65	3÷30	G40S	1
D1-1/2-L5.11-ERC40	38,1	63	129,8	65	3÷30	G40S	1
D1-3/4-L3.93-ERC40	44,45	63	99,8	65	3÷30	G40S	2
D1-3/4-L5.11-ERC40	44,45	63	129,8	65	3÷30	G40S	2
D2"-L6.29-ERC40	50,8	63	159,8	65	3÷30	G40S	2

PROLUNGHE CILINDRICHE PORTAPINZA ER CON GHIERA STANDARD
CYLINDRICAL SHANK ER COLLET CHUCKS WITH STANDARD NUT



Articolo	D	A	L	H	Collets Range	Ghiera Nut
D40.L160.ERC50	40	78	160	65	6÷40	G50S
D50.L170.ERC50	50	78	170	65	6÷40	G50S
D60.L170.ERC50	60	78	170	65	6÷40	G50S

ACCESSORI - ACCESSORIES

