
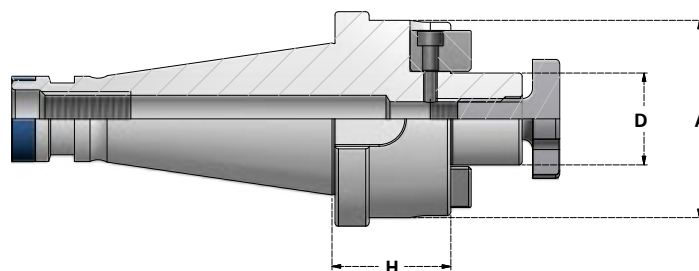


MANDRINI PORTAFRESA FISSI
SHELL MILL HOLDERS

DIMENSIONI
DELL'ATTACCO

SHANK
DIMENSIONS



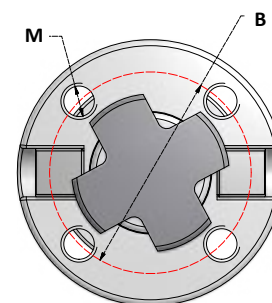
G6,3 8000 r.p.m.	Articolo	D	H	A	TTR	VTC
	ISO30.H35.D16S	16	35	38	TTR.D16	VTC.D16
ISO30.H35.D22S	22	35	48	TTR.D22	VTC.D22	
ISO30.H35.D27S	27	35	58	TTR.D27	VTC.D27	
ISO30.H35.D32S	32	35	78	TTR.D32	VTC.D32	

G6,3 8000 r.p.m.	Articolo	D	H	A	TTR	VTC
	ISO40.H30.D16S	16	30	38	TTR.D16	VTC.D16
ISO40.H52.D16S	16	52	38	TTR.D16	VTC.D16	
ISO40.H100.D16S	16	100	38	TTR.D16	VTC.D16	
ISO40.H35.D22S	22	35	48	TTR.D22	VTC.D22	
ISO40.H52.D22S	22	52	48	TTR.D22	VTC.D22	
ISO40.H100.D22S	22	100	48	TTR.D22	VTC.D22	
ISO40.H35.D27S	27	35	58	TTR.D27	VTC.D27	
ISO40.H52.D27S	27	52	58	TTR.D27	VTC.D27	
ISO40.H100.D27S	27	100	58	TTR.D27	VTC.D27	
ISO40.H35.D32S	32	35	78	TTR.D32	VTC.D32	
ISO40.H52.D32S	32	52	78	TTR.D32	VTC.D32	
ISO40.H100.D32S	32	100	78	TTR.D32	VTC.D32	
ISO40.H35.D40S	40	35	88	TTR.D40	VTC.D40	
ISO40.H52.D40S	40	52	88	TTR.D40	VTC.D40	
ISO40.H100.D40S	40	100	88	TTR.D40	VTC.D40	

MANDRINI PER FRESE A SPIANARE CON 4 FORI

FACE MILL HOLDERS WITH 4 HOLES

Articolo	D	H	A	M	B	TTR	VTC
ISO40.H35.D40FM	40	35	88	M12	66,7	TTR.D40	VTC.D40



ACCESSORI - ACCESSORIES

