

MAS 403 (JIS B 6339)

BT


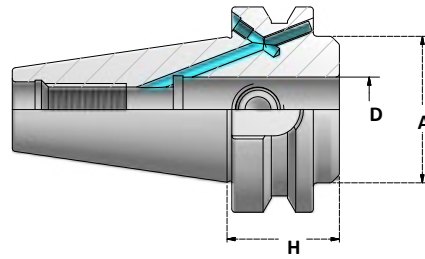
WE

MANDRINI PORTAFRESA WELDON - EXTRACORTI

END MILL HOLDERS WELDON - STUB LENGTH

DIMENSIONI  
DELL'ATTACCO

SHANK  
DIMENSIONS



Articolo	D	H	A	Grano 1 Screw 1	Grano 2 Screw 2	Fig
<b>BT30.H32.WE6</b>	6	32	25	GR.WE6	/	1
<b>BT30.H32.WE8</b>	8	32	28	GR.WE8	/	1
<b>BT30.H32.WE10</b>	10	32	35	GR.WE10	/	1
<b>BT30.H32.WE12</b>	12	32	42	GR.WEC12-14	/	1
<b>BT30.H32.WE14</b>	14	32	44	GR.WEC12-14	/	1
<b>BT30.H35.WE16</b>	16	35	44	GR.WEC16	/	1
<b>BT30.H35.WE18</b>	18	35	44	GR.WEC25-32	/	1
<b>BT30.H35.WE20</b>	20	35	44	GR.WEC20	/	1



Articolo	D	H	A	Grano 1 Screw 1	Grano 2 Screw 2	Fig
<b>BTB40.H35.WE16</b>	16	35	44	GR.WEC16	/	1
<b>BTB40.H35.WE20</b>	20	35	44	GR.WEC20	/	1
<b>BTB40.H35.WE25</b>	25	35	44	GR.WEC20	/	1
<b>BTB40.H60.WE25</b>	25	60	50	GR.WEC25-32	GR.WEC25	2
<b>BTB40.H40.WE32</b>	32	40	50	GR.WEC25-32	/	1
<b>BTB40.H70.WE32</b>	32	70	72	GR.WEC25-32	GR.WE32-40	2



Articolo	D	H	A	Grano 1 Screw 1	Grano 2 Screw 2	Fig
<b>BTB50.H44.WE16</b>	16	44	48	GR.WE16-18	/	1
<b>BTB50.H44.WE20</b>	20	44	52	GR.WE20	/	1
<b>BTB50.H44.WE25</b>	25	44	65	GR.WE25	/	1
<b>BTB50.H44.WE32</b>	32	44	72	GR.WE32-40	/	1
<b>BTB50.H44.WE40</b>	40	44	80	GR.WEC32-40	/	1

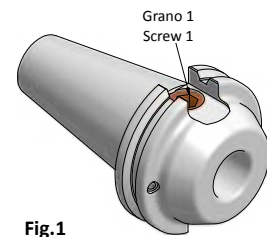


Fig.1

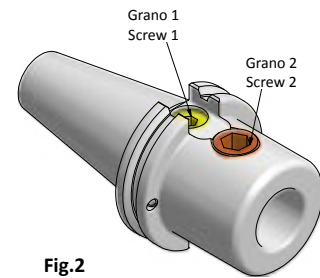


Fig.2

Montano utensili weldon con piano come da norma DIN1835-1.

Mount tools with DIN1835-1 slots.

ACCESSORI - ACCESSORIES

