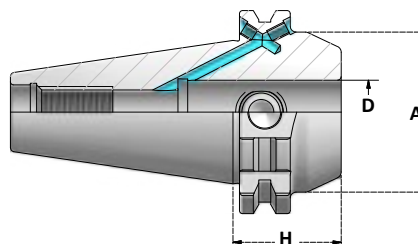


**MANDRINI PORTAFRESA WELDON - EXTRACORTI**  
END MILL HOLDERS WELDON - STUB LENGTH

DIMENSIONI  
DELL'ATTACCO  
SHANK  
DIMENSIONS



SCHEDA TECNICA  
TECHNICAL DATA  
**P. 417**  
PORTAFRESA WELDON  
END MILL HOLDERS



Articolo	D	H	A	Grano 1 Screw 1	Grano 2 Screw 2	Fig
<b>TC30.H35.WE6</b>	6	35	25	GR.WE6	/	1
<b>TC30.H35.WE8</b>	8	35	28	GR.WE8	/	1
<b>TC30.H35.WE10</b>	10	35	35	GR.WE10	/	1
<b>TC30.H35.WE12</b>	12	35	42	GR.WEC12-14	/	1
<b>TC30.H35.WE14</b>	14	35	44	GR.WEC12-14	/	1
<b>TC30.H35.WE16</b>	16	35	44	GR.WEC16	/	1
<b>TC30.H35.WE18</b>	18	35	44	GR.WEC25-32	/	1
<b>TC30.H35.WE20</b>	20	35	44	GR.WEC20	/	1



Articolo	D	H	A	Grano 1 Screw 1	Grano 2 Screw 2	Fig
<b>TCB40.H35.WE16</b>	16	35	44	GR.WEC16	/	1
<b>TCB40.H35.WE20</b>	20	35	44	GR.WEC20	/	1
<b>TCB40.H35.WE25</b>	25	35	44	GR.WEC20	/	1
<b>TCB40.H60.WE25</b>	25	60	50	GR.WEC25-32	GR.WEC25	2
<b>TCB40.H40.WE32</b>	32	40	50	GR.WEC25-32	/	1
<b>TCB40.H70.WE32</b>	32	70	72	GR.WEC25-32	GR.WE32-40	2



Articolo	D	H	A	Grano 1 Screw 1	Grano 2 Screw 2	Fig
<b>TCB50.H35.WE16</b>	16	35	48	GR.WE16-18	/	1
<b>TCB50.H35.WE20</b>	20	35	52	GR.WE20	/	1
<b>TCB50.H35.WE25</b>	25	35	65	GR.WE25	/	1
<b>TCB50.H35.WE32</b>	32	35	72	GR.WE32-40	/	1
<b>TCB50.H35.WE40</b>	40	35	80	GR.WEC32-40	/	1

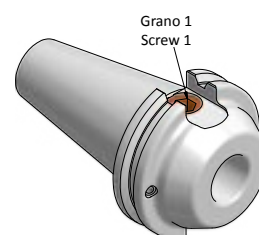


Fig 1

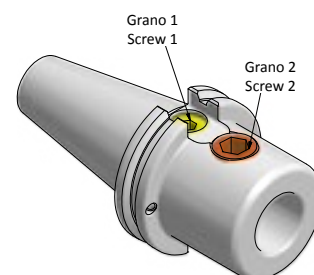


Fig 2

**Montano utensili weldon con piano come da norma DIN1835-1.**

*Mount tools with DIN1835-1 slots.*

ACCESSORI - ACCESSORIES

