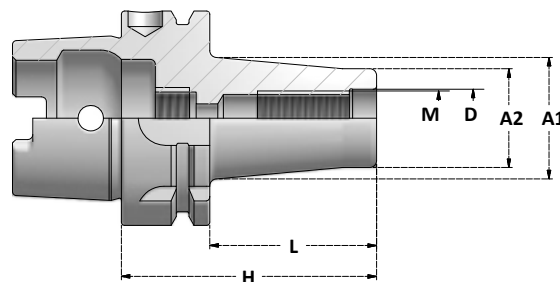


DIN 69893-1

HSK A

CPY

**MANDRINI PER FRESE CON ATTACCO FILETTATO**  
SCREW IN MILL CHUCKS



DIMENSIONI  
DELL'ATTACCO  
SHANK  
DIMENSIONS

**G2,5**

25000 r.p.m.

Articolo	M	D	H	L	A1	A2
HSK63A.H59.M8CPY	M8	8,5	59	33	15	13
HSK63A.H84.M8CPY	M8	8,5	84	58	23	13
HSK63A.H109.M8CPY	M8	8,5	109	83	23	13
HSK63A.H134.M8CPY	M8	8,5	134	108	25	13
HSK63A.H59.M10CPY	M10	10,5	59	33	20	18
HSK63A.H84.M10CPY	M10	10,5	84	58	25	18
HSK63A.H109.M10CPY	M10	10,5	109	83	28	18
HSK63A.H134.M10CPY	M10	10,5	134	108	28	18
HSK63A.H159.M10CPY	M10	10,5	159	133	34	18
HSK63A.H59.M12CPY	M12	12,5	59	33	24	21
HSK63A.H84.M12CPY	M12	12,5	84	58	24	21
HSK63A.H109.M12CPY	M12	12,5	109	83	31	21
HSK63A.H134.M12CPY	M12	12,5	134	108	31	21
HSK63A.H159.M12CPY	M12	12,5	159	133	38	21
HSK63A.H184.M12CPY	M12	12,5	184	158	42	21
HSK63A.H59.M16CPY	M16	17	59	33	34	29
HSK63A.H84.M16CPY	M16	17	84	58	34	29
HSK63A.H109.M16CPY	M16	17	109	83	34	29
HSK63A.H134.M16CPY	M16	17	134	108	39	29
HSK63A.H159.M16CPY	M16	17	159	133	39	29
HSK63A.H184.M16CPY	M16	17	184	158	39	29

**G2,5**

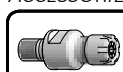
15000 r.p.m.

Articolo	M	D	H	L	A1	A2
HSK100A.H87.M12CPY	M12	12,5	87	58	32	21
HSK100A.H137.M12CPY	M12	12,5	137	108	32	21
HSK100A.H187.M12CPY	M12	12,5	187	158	36	21
HSK100A.H87.M16CPY	M16	17	87	58	36	29
HSK100A.H137.M16CPY	M16	17	137	108	40	29
HSK100A.H187.M16CPY	M16	17	187	158	42	29
HSK100A.H237.M16CPY	M16	17	237	208	48	29

Momento di serraggio consigliato  
Recommended tightening torque

<b>M8</b>	25Nm
<b>M10</b>	40Nm
<b>M12</b>	60Nm
<b>M16</b>	80Nm


ACCESSORI - ACCESSORIES



**P. 267**  
RIDUZIONI ER  
ER ADAPTERS



**P. 382**  
SUPPORTI DI MONTAGGIO  
ASSEMBLY DEVICES



**P. 370**  
TUBI REFRIGERANTE  
COOLING TUBE