
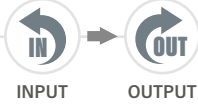


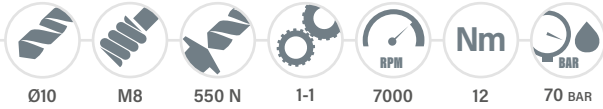
PESO
WEIGHT



ROTAZIONE
ROTATION



CARATTERISTICHE
FEATURES



TAV10.PD

TESTA AD ANGOLO - ANGLE HEAD

FH

BAH

TA.CP

TA

MOX

HT

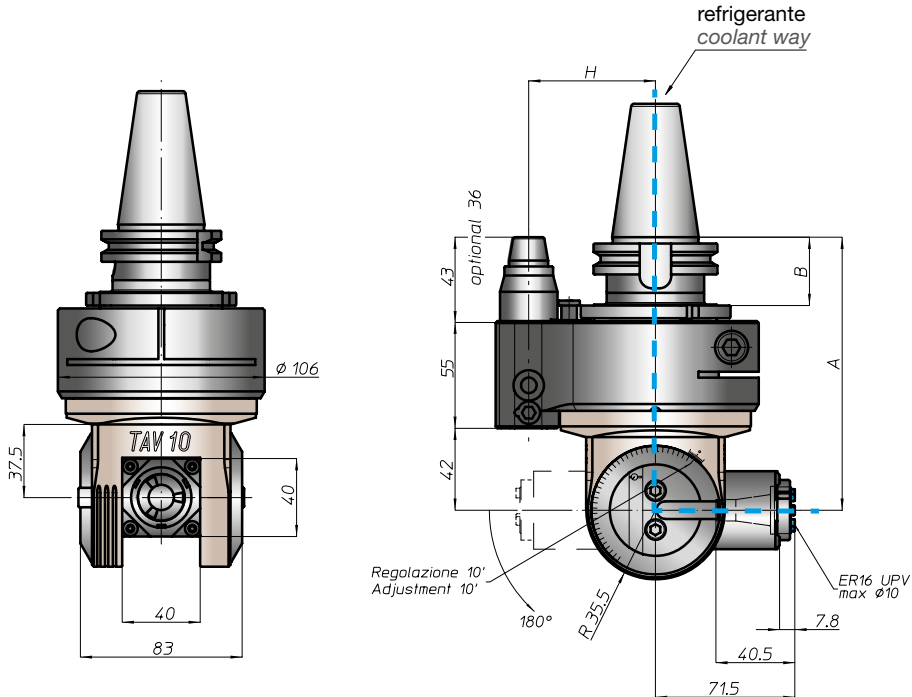
4-86

VH

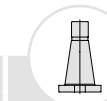
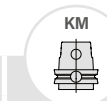
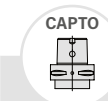
TSI/TSX

T

MT-TC-TC3



CONO
SHANK



SIZE

40 45 50 40 50 40 50 63 80 100 C5 C6 C8 63 80 100

A

140 140 140 148 149 144 140

B

35 35 35 45 44 46 39 41

H STANDARD

65 80 65 80 65 80 65 80 65 80 65 80

H OPTIONAL

110 110 110 110 110 110 110

For DIN69871, ANSIB5.50 and BT, dual contact as option