
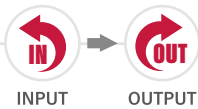


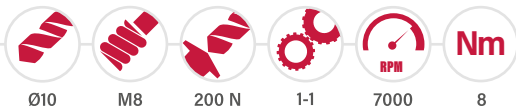
PESO
WEIGHT



ROTAZIONE
ROTATION

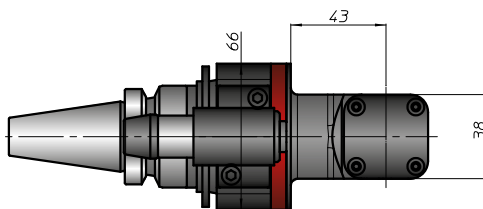
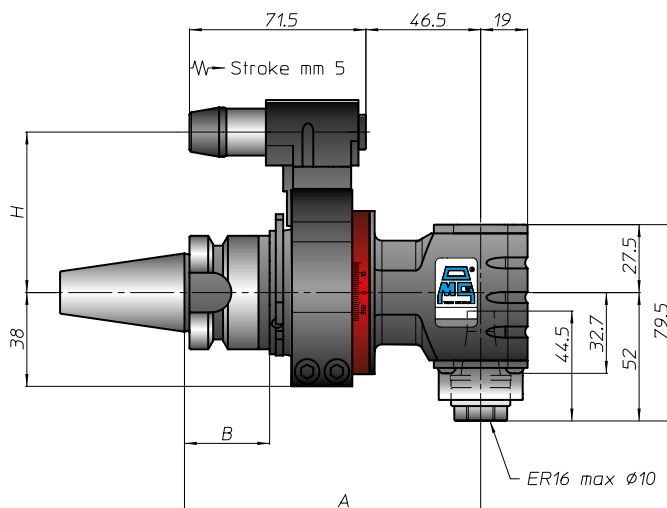
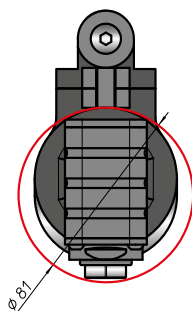


CARATTERISTICHE
FEATURES

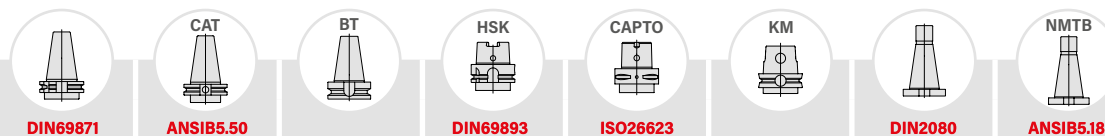


TA10.CP

TESTA AD ANGOLO - ANGLE HEAD



CONO
SHANK



SIZE

30	40	40	30	40	63			
----	----	----	----	----	----	--	--	--

A

120	120	120	120	129				
-----	-----	-----	-----	-----	--	--	--	--

B

35	35	35	35	44				
----	----	----	----	----	--	--	--	--

H STANDARD

65	65	65	65	65				
----	----	----	----	----	--	--	--	--

H OPTIONAL

--	--	--	--	--	--	--	--	--

FH

BAH

TA.CP

TA

MOX

HT

3-4

VH

TSI/TSX

T

MT-TC-TC3

